



# Erasmus+ Erasmus Mundus Joint Masters « EMJM »

Overview of the 2021 Selection results

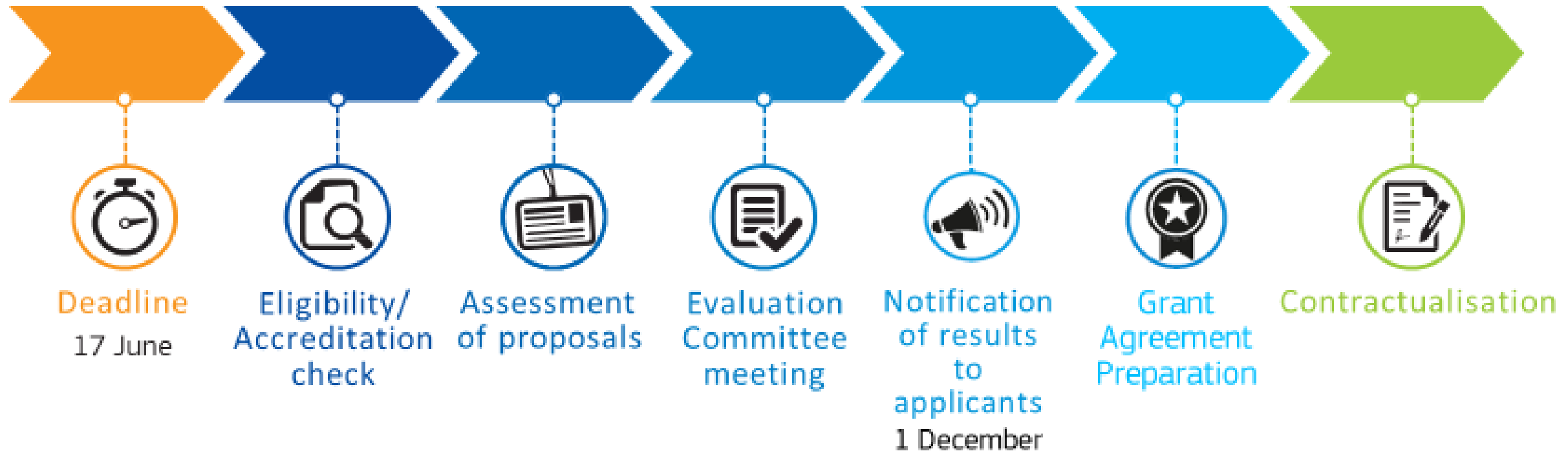
*European Education and Culture  
Executive Agency*

# Key messages from EM Calls 2021

Overall...

- ✓ **2021 was a transition year with a new programme, new action and new challenges**
- ✓ **Positive feedback about the new concepts (EMJMs) and the new action (EMDMs)**
- ✓ **Although a new action, the number of Design Measures applications confirmed the need for preparatory measures**

# 2021 Erasmus Mundus Selection Timeline



# Key messages - EMJM

- ✓ **Less applications** compared to previous years due to the particular context  
→ **but of identical high quality!**
- ✓ **More diversification in the offer of EMJMs**
  - Out of the 27 EMJMs selected, **approx. 80% are new projects**
- ✓ **More internationalisation and opening to the world:**
  - For the first time, **applications received** from partner countries (India, Israel)



**70** Coordinating organisations

56 different HEI from 23 different countries

- 20 Erasmus+ Programme Countries as coordinators (Top 3 FR, ES and PT)
- 3 Erasmus+ Partner countries as coordinators (UK, IN, IL)



**238** Full partners

47 different countries represented

- 26 Erasmus+ Programme Countries (Top 5 FR, IT, ES, PT and DE most represented)
- 21 Erasmus+ Partner countries



**864** Associated Partners

96 different countries represented

- 30 Erasmus+ Programme Countries (Top 4 FR, IT, ES, PT and DE most represented)
- 66 Erasmus+ Partner countries

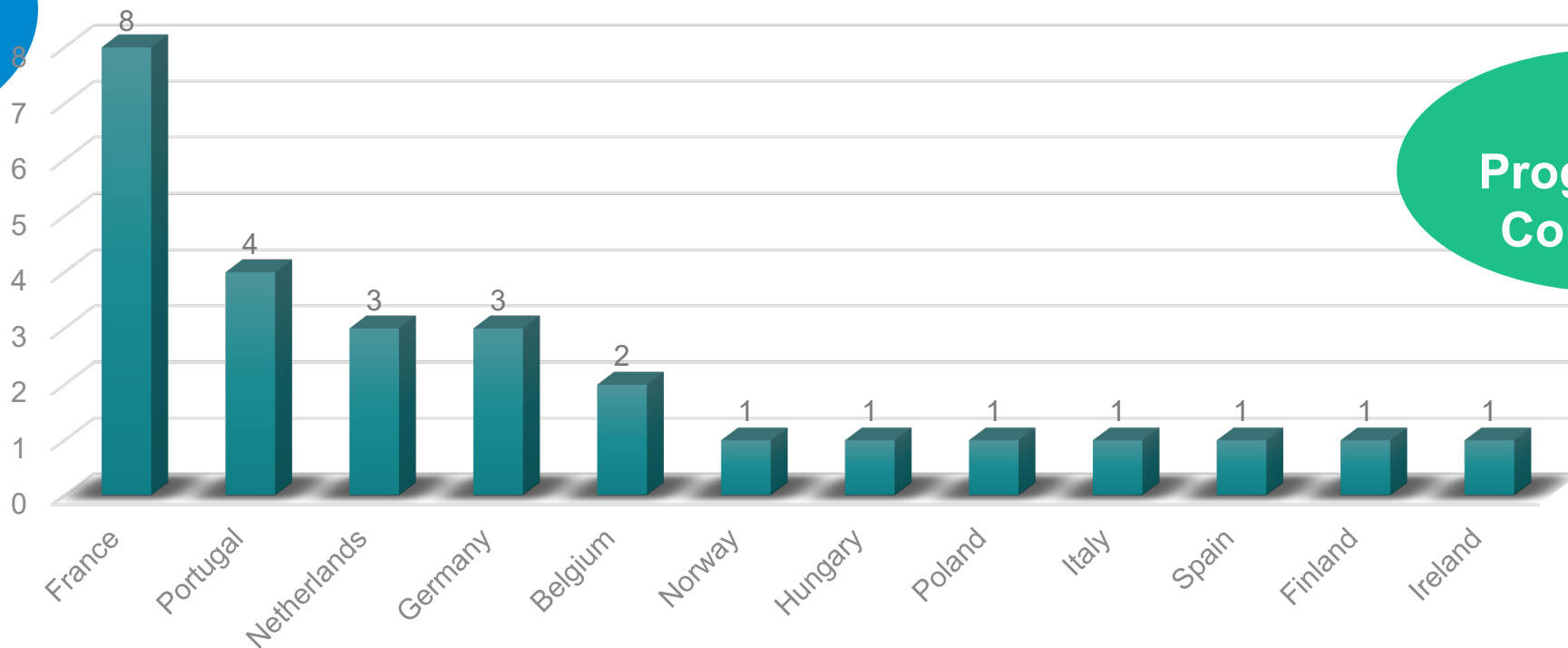


**≈ 16**  
Partners/  
project

# 2021 EMJMs selected Facts & Figures

27 EMJM  
proposed  
for funding

Number of coordinating organisations per country



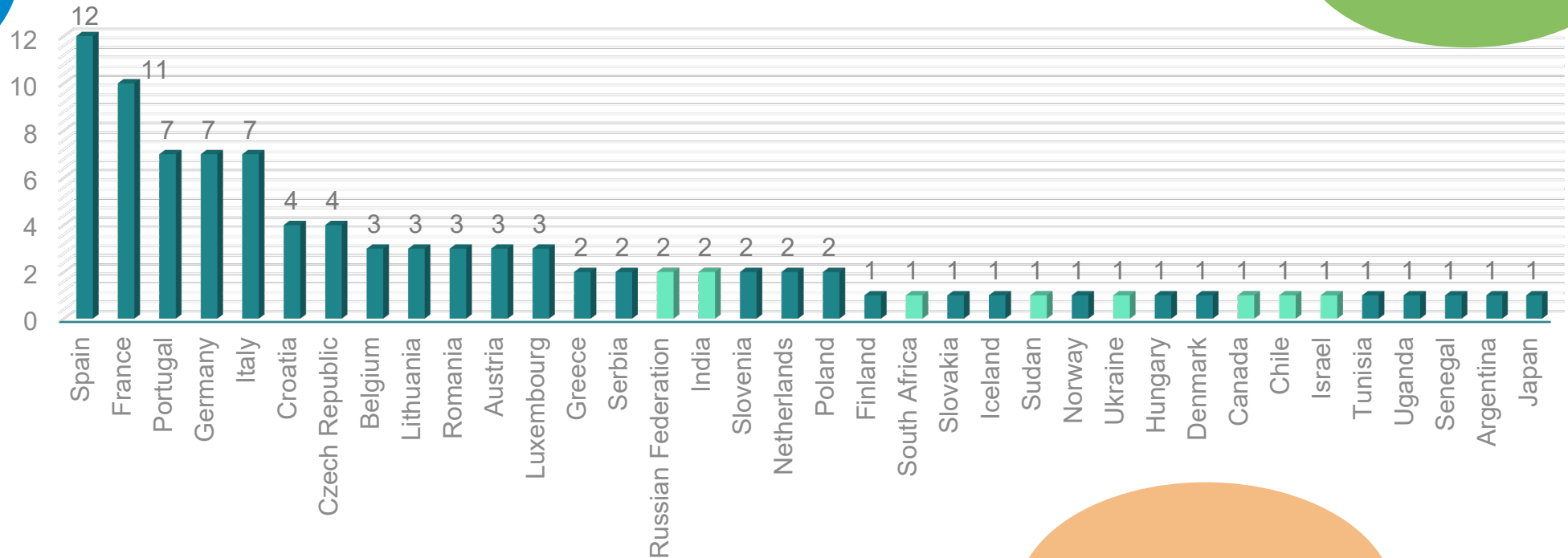
12  
Programme  
Countries

# 2021 EMJMs selected Facts & Figures

27 EMJM  
proposed  
for  
funding

Number of full partners per country

97 full  
partners



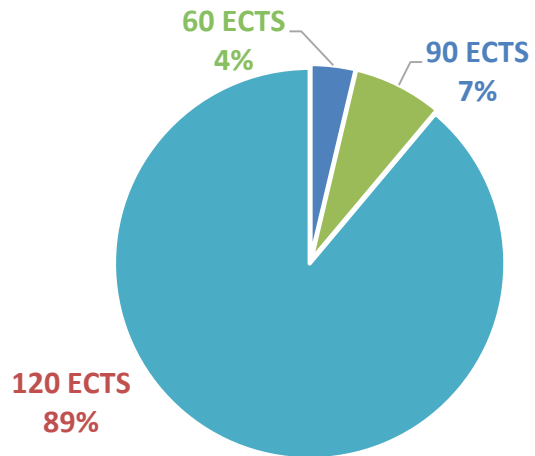
36  
COUNTRIES

+ 357 associated partners from 68 countries of which around 70 % are partner countries

Ex.US, Chile, China, Russia, South Africa,..)



Breakdown of EMJMs per number of ECTS



24 out of 27

benefit from additional scholarships for students from targeted regions of the world



~18

Partners/project

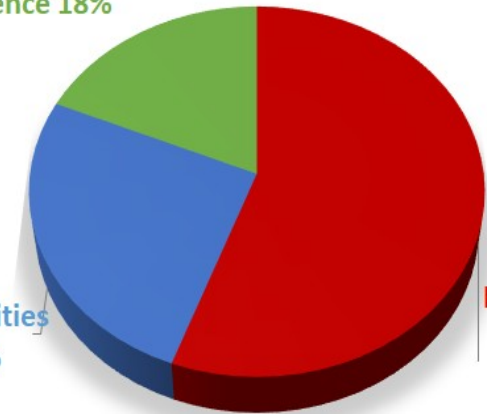


Thematic area

Life science 18%

Humanities 26%

Hard science 56%





# Key messages - EMJM

- ✓ **Ambitious plans for the number of enrolled students and scholarships**
  - On average, selected projects plan to enrol **115 students**, i.e. 20 to 25 students per edition
  - **60% of the selected EMJMs** asked for the max. number of scholarships (60+24)
- ✓ **More balanced representation in terms of origin of the scholarship holders**
  - 42% of scholarships requested for students from the Heading 2 are allocated to students from EU programme countries.