



European Solidarity Corps (ESC)

Application Form

Administrative Forms (Part A)

Technical Description (Part B)

(ESC Standard)

Version 1.0
15 July 2021

Disclaimer

This document is aimed at informing applicants for EU funding. It serves only as an example. The actual web forms and templates are provided in the Funding & Tenders Portal Submission System (and may contain certain differences). The applications (including annexes and supporting documents) must be prepared and submitted online via the Portal.



IMPORTANT NOTICE

What is the Application Form?

The Application Form is the template for EU grants applications; it must be submitted via the EU Funding & Tenders Portal before the call deadline.

The Form consists of 2 parts:

- Part A contains structured administrative information
- Part B is a narrative technical description of the project.

Part A is generated by the IT system. It is based on the information which you enter into the Portal Submission System screens.

Part B needs to be uploaded as PDF (+ annexes) in the Submission System. The templates to use are available there.


How to prepare and submit it?


The Application Form must be prepared by the consortium and submitted by a representative. Once submitted, you will receive a confirmation.

Character and page limits:

- page limit normally **70** pages (unless otherwise provided in the Call document)
- supporting documents can be provided as an annex and do not count towards the page limit
- minimum font size — Arial 9 points
- page size: A4
- margins (top, bottom, left and right): at least 15 mm (not including headers & footers).

Please abide by the formatting rules. They are **NOT** a target! Keep your text as concise as possible. Do not use hyperlinks to show information that is an essential part of your application.

 If you attempt to upload an application that exceeds the specified limit, you will receive an automatic warning asking you to shorten and re-upload your application. For applications that are not shortened, the excess pages will be made invisible and thus disregarded by the evaluators.

 **Please do NOT delete any instructions in the document. The overall page limit has been raised to ensure equal treatment of all applicants.**

ADMINISTRATIVE FORMS (PART A)

Part A of the Application Form must be filled out directly in the Portal Submission System screens.

Call:

()

Topic:

Type of Action:

Proposal number:

Proposal acronym:

Type of Model Grant Agreement:

Table of contents

Section	Title	Action
1	General information	
2	Participants	
3	Budget	

[How to fill in the forms](#)

The administrative forms must be filled in for each proposal using the templates available in the submission system. Some data fields in the administrative forms are pre-filled based on the steps in the submission wizard.

Application forms

Proposal ID

Acronym

1 - General information

Field(s) marked * are mandatory to fill.

Topic	Type of Action
Call	Type of Model Grant Agreement
Acronym	<input type="text" value="Acronym is mandatory"/>
Language	<input type="text" value="Please select a language"/>
Proposal title	<input type="text" value="Max 200 characters (with spaces). Must be understandable for non-specialists in your field."/>
	<small>Note that for technical reasons, the following characters are not accepted in the Proposal Title and will be removed: < > " &</small>
Duration in months	<input type="text" value="Estimated duration of the project in full months."/>
Fixed keyword 1	<input type="text"/> <input type="button" value="Add"/>
Free keywords	<input type="text" value="Enter any words you think give extra detail of the scope of your proposal (max 200 characters with spaces)."/>

How will your project contribute to the Priorities of the European Commission?

Please select at least one Priority or "not applicable". For each Priority selected, indicate also at least one Domain and at least one Policy Area.

Visit the EC website https://ec.europa.eu/info/strategy/priorities-2019-2024_en for more information.

Priorities are applicable Priorities are not applicable

1	<input type="text" value="Priority:"/> <input type="text" value="Domain:"/> <input type="text" value="Policy area:"/>	<input type="button" value="Remove"/>
---	---	---------------------------------------

Application forms

Proposal ID

Acronym

Abstract

Short summary (max. 2,000 characters, with spaces) to clearly explain:

- o Objectives
- o Activities
- o Type and number of persons benefiting from the project
- o Expected results
- o Type and number of outputs to be produced

Will be used as the short description of the proposal in the evaluation process and in communications with the programme management committees and other interested parties.

- Do not include any confidential information.
- Use plain typed text, avoiding formulae and other special characters.

If the proposal is written in a language other than English, please include an English version of this abstract in the "Technical Annex" section.

Remaining characters

2000

Has this proposal (or a very similar one) been submitted in the past 2 years in response to a call for proposals under any EU programme, including the current call?

Yes No

Please give the proposal reference or contract number.

Previously submitted proposals should be with either 6 or 9 digits.

Remove

Declarations

Field(s) marked * are mandatory to fill.

- 1) We declare to have the explicit consent of all applicants on their participation and on the content of this proposal. *
- 2) We confirm that the information contained in this proposal is correct and complete and that none of the project activities have started before the proposal was submitted (unless explicitly authorised in the call conditions).
- 3) We declare:
 - to be fully compliant with the eligibility criteria set out in the call
 - not to be subject to any exclusion grounds under the [EU Financial Regulation 2018/1046](#)
 - to have the financial and operational capacity to carry out the proposed project.
- 4) We acknowledge that all communication will be made through the Funding & Tenders Portal electronic exchange system and that access and use of this system is subject to the [Funding & Tenders Portal Terms and Conditions](#).
- 5) We have read, understood and accepted the [Funding & Tenders Portal Terms & Conditions](#) and [Privacy Statement](#) that set out the conditions of use of the Portal and the scope, purposes, retention periods, etc. for the processing of personal data of all data subjects whose data we communicate for the purpose of the application, evaluation, award and subsequent management of our grant, prizes and contracts (including financial transactions and audits).

The coordinator is only responsible for the information relating to their own organisation. Each applicant remains responsible for the information declared for their organisation. If the proposal is retained for EU funding, they will all be required to sign a declaration of honour.

False statements or incorrect information may lead to administrative sanctions under the EU Financial Regulation.

Application forms

Proposal ID

Acronym

2 - Participants

List of participating organisations

#	Participating Organisation Legal Name	Country	Action
1			

Application forms

Proposal ID

Acronym **Acronym is mandatory**

Short name

organisation data

PIC	Legal name	
Accreditation type	Accreditation number	Expiration date
<i>Erasmus Charter for Higher Education</i>		
Short name:		
Address		
Street		
Town		
Postcode		
Country		
Webpage		
Specific Legal Statuses		
Legal person	unknown	
Public body	unknown	
Non-profit	unknown	
International organisation	unknown	
Secondary or Higher education establishment	unknown	
Research organisation	unknown	
SME Data		
Based on the below details from the Beneficiary Registry the organisation is not an SME (small- and medium-sized enterprise) for the call.		
SME self-declared status.....	unknown	
SME self-assessment	unknown	
SME validation sme	unknown	

Application forms

Proposal ID

Acronym **Acronym is mandatory**

Short name

Departments carrying out the proposed work

Department 1

Department name *Name of the department/institute carrying out the work.*

not applicable

Same as proposing organisation's address

Street *Please enter street name and number.*

Town *Please enter the name of the town.*

Postcode *Area code.*

Country *Please select a country*

Links with other participants

Type of link	Participant

Application forms

Proposal ID

Acronym **Acronym is mandatory**

Short name

Main contact person

The name and e-mail of contact persons are read-only in the administrative form, only additional details can be edited here. To give access rights and basic contact details of contact persons, please go back to step - Manage your related parties of the submission wizard and save the changes.

Title _____

Gender Woman Man Non Binary

First name

Last name

E-Mail

Position in org. *Please indicate the position of the person.* _____

Department *Name of the department/institute carrying out the work.* _____

Same as organisation name

Same as proposing organisation's address

Street *Please enter street name and number.* _____

Town *Please enter the name of the town.* _____ Post code *Area code.* _____

Country *Please select a country* _____

Website *Please enter website* _____

Phone *+xxx xxxxxxxxxx* _____ Phone 2 *+xxx xxxxxxxxxx* _____

Application forms

Proposal ID

Acronym **Acronym is mandatory**

3 - Budget

No.	Name of beneficiary	Country	A. Personnel costs - without volunteers /€	A. Personnel costs – volunteers /€	B. Subcontracting costs/€	C. Purchase costs - Travel and subsistence/€	C. Purchase costs - Equipment/€	C. Purchase costs - Other goods, works and services/€	Total eligible costs/€	Ineligible costs	Total estimated project costs and contributions	Funding rate	Maximum EU contribution to eligible costs	Requested EU contribution to eligible costs	Max grant amount	Income generated by the project	In kind contributions	Financial contributions	Own resources	Total estimated project income
			(a1)	(a2)	(b)	(c1)	(c2)	(c3)	(h)	(j)	(k)	(U)	(l)	(m)	(n)	(o)	(p)	(q)	(r)	(s)
1			0	0	0	0	0	0	0,00	0	0		0,00	0,00	0,00	0	0	0	0	0,00
	Total		0	0	0	0	0	0	0,00	0	0		0,00	0,00	0,00	0	0	0	0	0,00

Validation result

Show Error

The red 'Show Error' button indicates an error due to a missing or incorrect value related to the call eligibility criteria. The submission of the proposal **will be blocked** unless that specific field is corrected!

Show Warning

The yellow 'Show Warning' button indicates a warning due to a missing or incorrect value related to the call eligibility criteria. The submission of the proposal **will not be blocked** (proposal will be submitted with the missing or incorrect value).

Section

Description

The form has not yet been validated, click "Validate Form" to do so!

TECHNICAL DESCRIPTION (PART B)

COVER PAGE

Part B of the Application Form must be downloaded from the Portal Submission System, completed and then assembled and re-uploaded as PDF in the system.

Note: *Please read carefully the conditions set out in the Call document (for open calls: published on the Portal). Pay particular attention to the award criteria; they explain how the application will be evaluated.*

PROJECT	
Project name:	[project title]
Project acronym:	[acronym]
Coordinator contact:	[name NAME], [organisation name]

TABLE OF CONTENTS

ADMINISTRATIVE FORMS (PART A)	3
TECHNICAL DESCRIPTION (PART B)	4
COVER PAGE	4
PROJECT SUMMARY	5
1. RELEVANCE, RATIONALE AND IMPACT	5
1.1 Background and general objectives.....	5
1.2 Needs analysis and specific objectives	5
1.3 Complementarity with other actions and innovation — European added value	5
1.4 Impact and ambition.....	6
1.5 Communication, dissemination and visibility.....	6
1.6 Sustainability and continuation	6
2. QUALITY OF PROJECT DESIGN	7
2.1 Concept and methodology	7
3. QUALITY OF PROJECT MANAGEMENT	7
3.1 Consortium set-up.....	7
3.2 Project teams, staff and experts	7
3.3 Consortium management and decision-making	8
3.4 Project management, quality assurance and monitoring and evaluation strategy.....	8
3.5 Cost effectiveness and financial management	8
3.6 Risk management.....	9
4. WORKPLAN, WORK PACKAGES, TIMING AND SUBCONTRACTING	10
4.1 Work plan.....	10
4.2 Work packages and activities	10
<i>Work Package 1</i>	10
<i>Work Package</i>	13
4.3 Timetable	13
4.4 Subcontracting (<i>n/a for Unit Grants</i>).....	14
5. OTHER	16
5.1 Ethics	16
5.2 Security	16
6. DECLARATIONS	16

ANNEXES17

PROJECT SUMMARY

Project summary
See Abstract (Application Form Part A).

1. RELEVANCE, RATIONALE AND IMPACT

1.1 Background and general objectives

<p>Background and general objectives</p> <p><i>Describe the background and rationale of the project.</i></p> <p><i>How is the project relevant to the scope of the call? How does the project address the general objectives of the call? What is the project's contribution to the priorities of the call?</i></p> <p><i>Describe the relevance of the project to the needs and objectives of individual participants and participating organisations.</i></p> <p><i>Describe the extent to which the project will provide benefits to the communities within which the activities are carried out.</i></p>
<p>Insert text</p>

1.2 Needs analysis and specific objectives

<p>Needs analysis and specific objectives</p> <p><i>Describe how the objectives of the project are based on a sound needs analysis in line with the specific objectives of the call. What issue/challenge/gap does the project aim to address?</i></p> <p><i>Describe the extent to which the project involves young people with fewer opportunities as participants.</i></p> <p><i>Describe the extent to which the proposal will address well defined and important societal needs.</i></p> <p><i>The objectives should be clear, measurable, realistic and achievable within the duration of the project. For each objective, define appropriate indicators for measuring achievement (including a unit of measurement, baseline value and target value).</i></p>
<p>Insert text</p>

1.3 Complementarity with other actions and innovation — European added value

<p>Complementarity with other actions and innovation</p> <p><i>Explain how the project builds on the results of past activities carried out in the field and describe its innovative aspects. Explain how the activities are complementary to other activities carried out by other organisations.</i></p> <p><i>Illustrate the European dimension of the activities and the possibility to use the results in other countries.</i></p>
--

Explain the potential impact of the project at local, regional, national and/or European levels and the extent to which the project provides European added value.

Which countries will benefit from the project (directly and indirectly)? Where will the activities take place?

Insert text

1.4 Impact and ambition

Impact and ambition

Define the short, medium and long-term effects of the project.

Who are the target groups? How will the target groups benefit concretely from the project and what would change for them?

Explain the extent to which the project will provide benefits to the communities within which the activities are carried out.

Does the project aim to trigger change/innovation? If so, describe them and the degree of ambition (progress beyond the status quo).

Illustrate the potential impact of the project at local, regional, national and/or European levels.

Insert text

Impact on non-EU countries

Please specify which country(ies) benefit from the project. Why is the project important for those country(ies)? How does it improve the situation the country(ies)?

Insert text

1.5 Communication, dissemination and visibility

Communication, dissemination and visibility of funding

Describe the communication and dissemination activities which are planned in order to promote the activities/results and maximise the impact (to whom, which format, how many, etc.). Clarify how you will reach the target groups, relevant stakeholders, policymakers and the general public (if applicable) and explain the choice of the dissemination channels.

Describe how the visibility of EU funding will be ensured.

Insert text

1.6 Sustainability and continuation

Sustainability, long-term impact and continuation

Describe the follow-up of the project after the EU funding ends. How will the sustainability of the project impact be ensured and sustained?

What will need to be done? Which parts of the project should be continued or maintained? How will this be

achieved? Which resources will be necessary to continue the project? How will the results be used?

Insert text

2. QUALITY OF PROJECT DESIGN

2.1 Concept and methodology

Concept and methodology

Outline the approach and methodology behind the project. Explain why they are the most suitable for achieving the project's objectives.

Explain the consistency between project objectives and activities proposed.

Outline the clarity, completeness and quality of all the phases of the project (preparation of participants, implementation of activities, follow-up and support provided on participants' return).

Explain the quality of arrangements for the recognition and validation of participants' learning outcomes, as well as the consistent use of European transparency and recognition tools.

Explain the appropriateness of measures for selecting and/or involving participants in activities.

Outline the quality of proposed measures to reach out and involve young people with fewer opportunities.

Explain the quality of the non-formal learning methods and measures proposed to enable the participants to gain skills and competences that are valuable for their personal, educational, social, civic and cultural development;

Outline the added value of the complementary activities to the project objectives and the impact of the project.

Insert text

3. QUALITY OF PROJECT MANAGEMENT

3.1 Consortium set-up

Consortium cooperation and division of roles (if applicable)

Describe the participants (Beneficiaries, Affiliated Entities and Associated Partners, if any) and explain how they will work together to implement the project (practical arrangements, management and support modalities).

How will they bring together the necessary expertise? How will they complement each other?

In what way does each of the participants contribute to the project? Show that each has a valid role and adequate resources to fulfil that role.

Note: *When building your consortium you should think of organisations that can help you reach objectives and solve problems.*

Insert text

3.2 Project teams, staff and experts

Project teams and staff

Describe the project teams and how they will work together to implement the project.

List the staff included in the project by function/profile (e.g. project manager, senior expert/advisor/researcher, junior

<i>expert/advisor/researcher, trainers/teachers, technical personnel, administrative personnel etc. and describe briefly their tasks</i>		
Name and function	Organisation	Role/tasks/professional profile and expertise

Outside resources (subcontracting, seconded staff, etc)
If you do not have all skills/resources in-house, describe how you intend to get them (contributions of members, partner organisations, subcontracting, etc).

Insert text

3.3 Consortium management and decision-making

Consortium management and decision-making (if applicable)
Explain the management structures and decision-making mechanisms within the consortium. Describe how decisions will be taken and how regular and effective communication will be ensured. Describe methods to ensure planning and control.
Note: *The concept (including organisational structure and decision-making mechanisms) must be adapted to the complexity and scale of the project.*

Insert text

3.4 Project management, quality assurance and monitoring and evaluation strategy

Project management, quality assurance and monitoring and evaluation strategy
Describe the measures planned to ensure that the project implementation is of high quality and completed in time. Describe the methods to ensure good quality, monitoring, planning and control.
Describe the evaluation methods and indicators (quantitative and qualitative) to monitor and verify the outreach and coverage of the activities and results (including unit of measurement, baseline and target values). The indicators proposed to measure progress should be relevant, realistic and measurable.

Insert text

3.5 Cost effectiveness and financial management

Cost effectiveness and financial management

Describe the measures adopted to ensure that the proposed results and objectives will be achieved in the most cost-effective way.

Indicate the arrangements adopted for the financial management of the project and, in particular, how the financial resources will be allocated and managed within the consortium.

⚠ Do NOT compare and justify the costs of each work package, but summarize briefly why your budget is cost effective.

Insert text

3.6 Risk management

Critical risks and risk management strategy

Describe critical risks, uncertainties or difficulties related to the implementation of your project, and your measures/strategy for addressing them.

Indicate for each risk (in the description) the impact and the likelihood that the risk will materialise (high, medium, low), even after taking account the mitigating measures.

Note: *Uncertainties and unexpected events occur in all organisations, even if very well-run. The risk analysis will help you to predict issues that could delay or hinder project activities. A good risk management strategy is essential for good project management.*


Risk No	Description	Work package No	Proposed risk-mitigation measures

4. WORKPLAN, WORK PACKAGES, TIMING AND SUBCONTRACTING

4.1 Work plan

Work plan <i>Provide a brief description of the overall structure of the work plan (list of work packages or graphical presentation (Pert chart or similar)).</i>
Insert text

4.2 Work packages and activities

WORK PACKAGES
<p><i>This section concerns a detailed description of the project activities.</i></p> <p><i>Group your activities into work packages. A work package means a major sub-division of the project. For each work package, enter an objective (expected outcome) and list the activities, milestones and deliverables that belong to it. The grouping should be logical and guided by identifiable outputs.</i></p> <p><i>Projects should normally have a minimum of 2 work packages. WP1 should cover the management and coordination activities (meetings, coordination, project monitoring and evaluation, financial management, progress reports, etc) and all the activities which are cross-cutting and therefore difficult to assign to another specific work package (do not try splitting these activities across different work packages). WP2 and further WPs should be used for the other project activities. You can create as many work packages as needed by copying WP1.</i></p> <p> <i>Enter each activity/milestone/output/outcome/deliverable only once (under one work package).</i></p>

Work Package 1

Work Package 1: [Name, e.g. Project management and coordination]

Duration:						MX - MX		Lead Beneficiary:		1-Short name	
Objectives											
<i>List the specific objectives to which this work package is linked.</i>											
▪											
Activities (what, how, where) and division of work											
<i>Provide a concise overview of the work (planned tasks). Be specific and give a short name and number for each task.</i>											
<i>Show who is participating in each task: Coordinator (COO), Beneficiaries (BEN), Affiliated Entities (AE), Associated Partners (AP), and others indicating in bold the task leader.</i>											
Task No (continuous numbering linked to WP)	Task Name	Description	Participants		In-kind Contributions and Subcontracting (Yes/No and which)						
			Name	Role (COO, BEN, AE, AP, OTHER)							
T1.1					n/a						
T1.2					n/a						
					n/a						
Milestones and deliverables (outputs/outcomes)											
<i>Milestones are control points in the project that help to chart progress. Use them only for major outputs in complicated projects. Otherwise leave the section on milestones empty.</i>											
<i>Means of verification are how you intend to prove that a milestone has been reached. If appropriate, you can also refer to indicators.</i>											
<i>Deliverables are project outputs which are submitted to show project progress (any format). Refer only to major outputs. Do not include minor sub-items, internal working papers, meeting minutes, etc. Limit the number of deliverables to max 10-15 for the entire project. You may be asked to further reduce the number during grant preparation.</i>											
<i>For deliverables such as meetings, events, seminars, trainings, workshops, webinars, conferences, etc., enter each deliverable separately and provide the following in the 'Description' field: invitation, agenda, signed presence list, target group, number of estimated participants, duration of the event, report of the event, training material package, presentations, evaluation report,</i>											

feedback questionnaire.

For deliverables such as manuals, toolkits, guides, reports, leaflets, brochures, training materials etc., add in the 'Description' field: format (electronic or printed), language(s), approximate number of pages and estimated number of copies of publications (if any).

For each deliverable you will have to indicate a due month by when you commit to upload it in the Portal. The due month of the deliverable cannot be outside the duration of the work package and must be in line with the timeline provided below. Month 1 marks the start of the project and all deadlines should be related to this starting date.

The labels used mean:

Public — fully open  automatically posted online on the Project Results platforms)

Sensitive — limited under the conditions of the Grant Agreement

EU classified — RESTREINT-UE/EU-RESTRICTED, CONFIDENTIEL-UE/EU-CONFIDENTIAL, SECRET-UE/EU-SECRET under Decision [2015/444](#).

Milestone No (continuous numbering not linked to WP)	Milestone Name	Work Package No	Lead Beneficiary	Description		Due Date (month number)	Means of Verification
MS1		1					
MS2		1					
Deliverable No (continuous numbering linked to WP)	Deliverable Name	Work Package No	Lead Beneficiary	Type	Dissemination Level	Due Date (month number)	Description (including format and language)
D1.1		1		[R — Document, report] [DEM — Demonstrator, pilot, prototype] [DEC — Websites, patent filings, videos, etc] [DATA — data sets, microdata, etc] [DMP — Data Management Plan] [ETHICS] [SECURITY] [OTHER]	[PU — Public] [SEN — Sensitive] [Classified R- UE/EU-R] [Classified C- UE/EU-C] [Classified S- UE/EU-S]		

D1.2		1		[R — Document, report] [DEM — Demonstrator, pilot, prototype] [DEC — Websites, patent filings, videos, etc] [DATA — data sets, microdata, etc] [DMP — Data Management Plan] [ETHICS] [SECURITY] [OTHER]	[PU — Public] [SEN — Sensitive] [Classified R-UE/EU-R] [Classified C-UE/EU-C] [Classified S-UE/EU-S]		
------	--	---	--	---	--	--	--

Estimated budget — Resources

See detailed budget table/calculator (annex 1 to Part B).

Work Package ...

To insert work packages, copy WP1 as many times as necessary.

4.3 Timetable

Timetable (projects up to 2 years)

Fill in cells in beige to show the duration of activities. Repeat lines/columns as necessary.

Note: Use the project month numbers instead of calendar months. Month 1 marks always the start of the project. In the timeline you should indicate the timing of each activity per WP.

ACTIVITY	MONTHS																							
	M 1	M 2	M 3	M 4	M 5	M 6	M 7	M 8	M 9	M 10	M 11	M 12	M 13	M 14	M 15	M 16	M 17	M 18	M 19	M 20	M 21	M 22	M 23	M 24
Task 1.1 - ...																								
Task 1.2 - ...																								
Task ...																								

Timetable (projects of more than 2 years)
 Fill in cells in beige to show the duration of activities. Repeat lines/columns as necessary.
Note: Use actual, calendar years and quarters. In the timeline you should indicate the timing of each activity per WP. You may add additional columns if your project is longer than 6 years.

ACTIVITY	YEAR 1				YEAR 2				YEAR 3				YEAR 4				YEAR 5				YEAR 6			
	Q 1	Q 2	Q 3	Q 4	Q 1	Q 2	Q 3	Q 4	Q 1	Q 2	Q 3	Q 4	Q 1	Q 2	Q 3	Q 4	Q 1	Q 2	Q 3	Q 4	Q 1	Q 2	Q 3	Q 4
Task 1.1 - ...																								
Task 1.2 - ...																								
Task ...																								

4.4 Subcontracting (n/a for Unit Grants)

Subcontracting

Call: [insert call identifier] — [insert call name]

Not applicable

5. OTHER**5.1 Ethics**

Ethics
Not applicable.

5.2 Security

Security
Not applicable.

6. DECLARATIONS

Double funding	
Information concerning other EU grants for this project	YES/NO
 Please note that there is a strict prohibition of double funding from the EU budget (except under EU Synergies actions).	
We confirm that to our best knowledge neither the project as a whole nor any parts of it have benefitted from any other EU grant (including EU funding managed by authorities in EU Member States or other funding bodies, e.g. Erasmus, EU Regional Funds, EU Agricultural Funds, European Investment Bank, etc). If NO, explain and provide details.	
We confirm that to our best knowledge neither the project as a whole nor any parts of it are (nor will be) submitted for any other EU grant (including EU funding managed by authorities in EU Member States or other funding bodies, e.g. Erasmus, EU Regional Funds, EU Agricultural Funds, European Investment Bank, etc). If NO, explain and provide details.	

Financial support to third parties (if applicable)
Not applicable

ANNEXES

LIST OF ANNEXES

Standard

Detailed budget table/Calculator (annex 1 to Part B) — *mandatory*

CVs (annex 2 to Part B) — *not applicable*

Annual activity reports (annex 3 to Part B) — *not applicable*

List of previous projects (annex 4 to Part B) — *mandatory, if required in the Call document*

Special

Other annexes (annex X to Part B) — *mandatory, if required in the Call document*

LIST OF PREVIOUS PROJECTS

List of previous projects					
<i>Please provide a list of your previous projects for the last 4 years.</i>					
Participant	Project Reference No and Title, Funding programme	Period (start and end date)	Role (COO, BEN, AE, OTHER)	Amount (EUR)	Website (if any)
[name]					
[name]					

HISTORY OF CHANGES		
VERSION	PUBLICATION DATE	CHANGE
1.0	15.07.2021	Initial version (new MFF).